

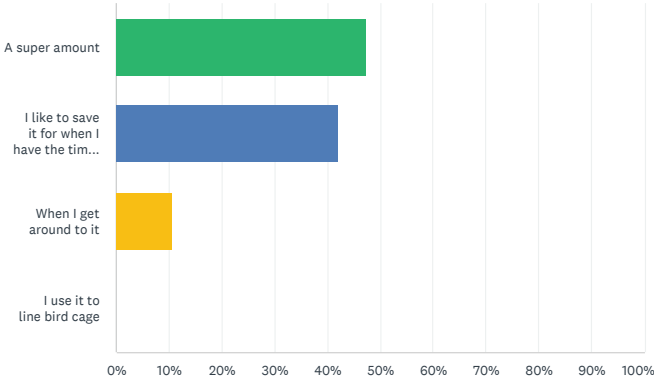
# READER SURVEY RESULTS



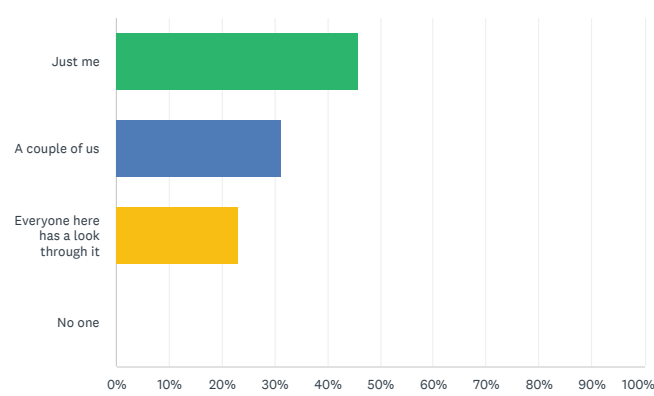
For the first time in 12 years, the *Glebe Report* put out a survey in May 2024 to learn more about our readership. Readers were asked to click on a QR code that directed them to a short, online survey, which prompted an impressive total of 205 responses. Responses from the survey provided the Board of Directors with ample insight into what readers like, dislike and want more of in the paper. It also gave an estimate of how many people read the paper, the age and demographics of readers, and whether they read it online or in hard copy print.

Now that the results are in, the Board would like to share some of the highlights...

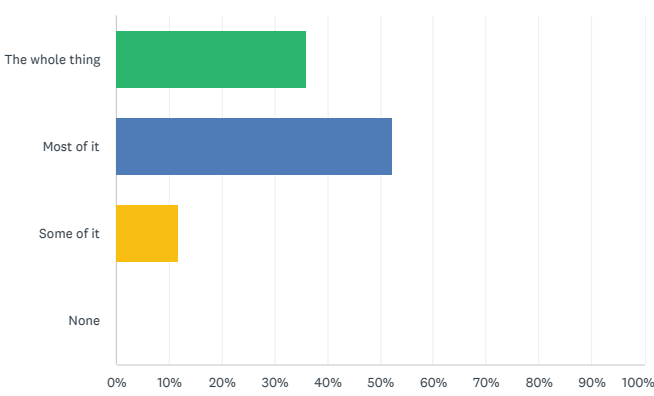
**Q1:** How much do you look forward to reading the *Glebe Report*?



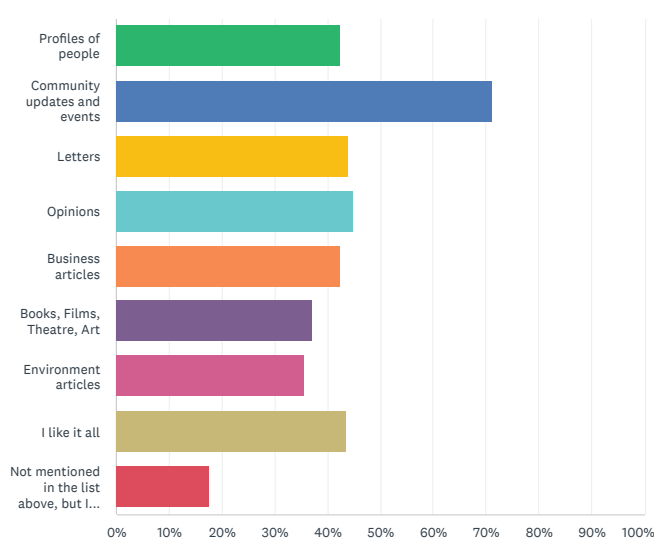
**Q2:** Who reads it in your household?



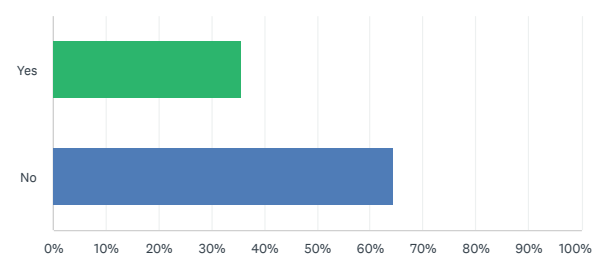
**Q3:** For an average issue, how much of it do you read?



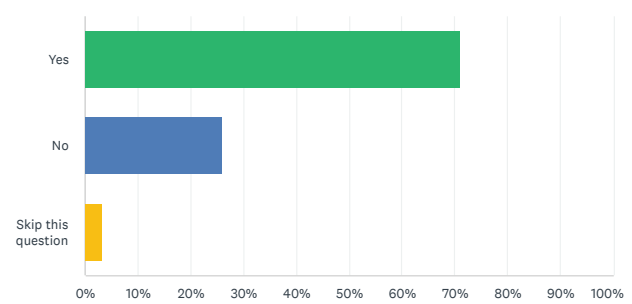
**Q4:** What do you like?



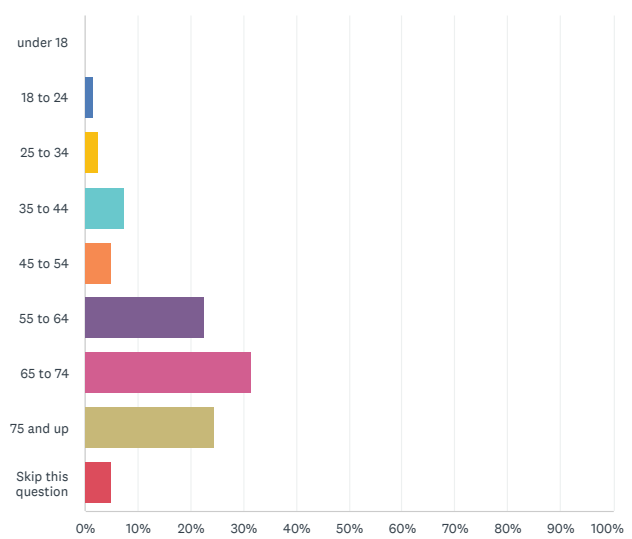
**Q6:** Would you read an article of interest in French?



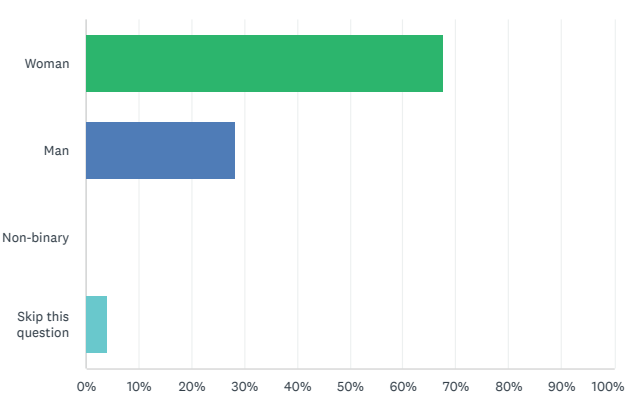
**Q13:** Do you live in the Glebe?



**Q14:** Select your age range



**Q15:** How do you identify?



The Board sees the survey as a success and looks forward to publishing subsequent surveys on various topics in the future. We thank all of those who participated and hope to hear from you again soon (in our next survey)!